

RIVA

OPEN CONVECTOR FIRES,
CASSETTE FIRES &
MULTI-FUEL STOVES



STOVAX
Fire Your Imagination



CONTENTS

OPEN CONVECTOR FIRES

RIVA 16/22/24/26/28 TRADITIONAL	08
RIVA 16 ARTS	12
RIVA 16/22/26 CONTEMPORARY	14

CASSETTE FIRES

RIVA 40	16
RIVA 55	18
RIVA 66	20
RIVA 76	24
COLOUR FRAME OPTIONS	26

STOVES

RIVA 66 AVANTI	28
RIVA F40 AVANTI	30
RIVA F40 AVANTI MIDI & HIGHLINE	32
RIVA F55 AVANTI MIDI	34
RIVA F40 FREESTANDING	36
RIVA F66 FREESTANDING	38
RIVA F76 FREESTANDING	40
RIVA BENCH	42
RIVA F66 PEDESTAL	44

TECHNICAL INFORMATION

DIMENSIONS AND ADDITIONAL INFORMATION	46
--	----

RIVA

INNOVATION AND INSPIRATION...

The space in which you live is an expression of your individual style. Riva convector, cassettes and stoves have been designed to create a striking centrepiece at the very heart of your home. Be inspired by their designs, impressed by their high levels of heating efficiency and admire their ease of control. Then simply relax in front of a real fire.

Expert Retailer Network

We take great care to ensure that our fires, stoves and cassettes are designed, tested and manufactured to the highest possible quality and safety standards. We are just as concerned to make certain that they are sold and installed correctly so that you enjoy years of pleasure from your purchase.

Accordingly, you will find our products are only available from experienced, independent retailers who will enable you to see a selection of models locally in their showrooms, often fully operational; discuss your individual requirements both technical (such as sizing the heat output to your room and advising on your flue type) and design; and ensure that you select the most appropriate product for your home. These retailers will also

be able to advise on or assist with the installation process as well as help provide any after-sales support and servicing your appliance may require in the future.

Whilst we encourage our retailers to promote fireplace products and their outlets via the internet, we do not believe suitable levels of customer care and satisfaction can be obtained from nationwide online sales and we would strongly recommend that you consider this when undertaking your research and making a purchasing decision. Further, please be aware that we do not offer technical support (beyond our statutory responsibilities) to products bought via nationwide online sales, where this support would normally be offered by one of our qualified, independent retailers.



Riva Open 16 Contemporary with rectangular frame and log tray with 3 bar retainer.

Other Riva Contemporary images are shown on pages 14 and 15.

Opposite page: Riva F40 Freestanding in Midnight Black on Riva Bench 120 High

OPEN CONVECTORS

CASSETTES

STOVES

RIVA | OPEN CONVECTOR FIRES

Improved heating performance

Everyone loves the warmth and atmosphere of an open fire with dancing flames and crackling logs or glowing coals. Unfortunately, open fires are not always very efficient at heating your room. An exception to this, the latest Riva Open Convector from Stovax provide you with the best of both worlds – a real open fire yet with a heating efficiency double that of a normal grate or hearth. This is because the Riva Open has been designed to produce warm convected air as well as radiant heat.

Versions for most chimneys

Suitable for most homes (if your house has a chimney* you can almost certainly install a Riva Open), these versatile convector fires are available in five widths and two different heights so that they may be fitted into a wide variety of fireplace types and to heat diverse room sizes. There is also a choice of decorative styles to complement both traditional and contemporary interiors.

** Conforming to Building Regulations for solid fuels. If unsure, please check with your Stovax retailer.*

Wood or smokeless fuel

All Riva Open Convector fires have options which will allow you to burn either logs or smokeless fuels. Logs burn best on a flat bed of ashes whereas smokeless fuels burn better on a raised grate that draws in air for combustion from underneath.

Woodburning

Wood is better in environmental terms as the amount of carbon dioxide released into the atmosphere is approximately the same as that absorbed by the tree during growth. It is also a renewable resource, particularly when derived from plantations and cultivated woodland. For optimum results, we recommend logs should be seasoned for 2 years or more to achieve a moisture content below 20%. This will not only give up to twice the output of freshly felled timber, but help avoid a build-up of tar in your flue. Furthermore, if you can obtain hardwood logs this is better still, as they will have a higher calorific value than softwoods.

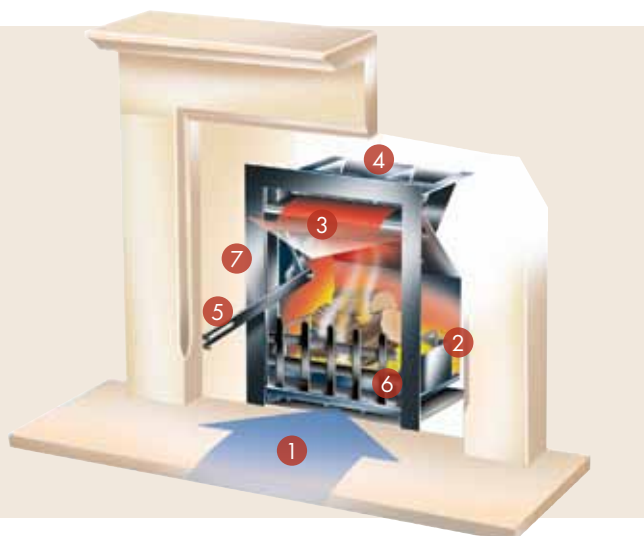
Convector efficiency

Riva Open Convector fires have been specially designed to draw in cooler, ambient air and heat it in three convection chambers positioned either side and behind the visible 'firebox'. The warmed air passes out into the room through the top air vent, adding to the radiant heat emitted by the fire. Furthermore, there is an air control (operated by a removable handle) which allows you to have maximum draught for lighting the fire but, once ablaze, an even more efficient burn can be achieved by reducing the air flow. This control can also be partially closed when the fire is out to reduce draughts from the chimney.



Riva convector fire design features

1. Cooler air drawn in
2. Specially designed convection chambers
3. Warmed convected air flows into room
4. Design allows chimney to be swept
5. Removable multi-grate and damper control tool
6. Removable tray/pan for disposal of ash/cinders
7. Dual skin construction in heavy gauge steel





Riva Open 26 Contemporary with rectangular frame and log tray with 3 bar retainer. Other Riva Contemporary images are shown on pages 14 and 15.

(N.B. Please see installation information on page 48)

RIVA | CASSETTES & STOVES

Stunning flame effects

Riva cassettes and stoves direct three types of air into the glass-fronted firebox, where they combine to provide superb flame control and exceptional views of the fire. Accordingly, you can create different ambiances to suit your mood. From a deep glow, with minimal flames, it takes only a few seconds to create a swirling inferno.

Wood or smokeless fuel

All Rivas have a flat fuel bed because logs burn best on a level bed of ash. Smokeless fuels, on the other hand, burn better on a raised grate that allows air to be drawn in from underneath.

The skilful design of the Riva range, however, permits the combustion of either fuel with equal proficiency.

But please note, the Riva 76 cassette and the Riva F76 Freestanding have been designed as dedicated woodburning models only.



Woodburning

Wood is better in environmental terms as the amount of carbon dioxide released into the atmosphere is approximately the same as that absorbed by the tree during growth. It is also a renewable resource, particularly when derived from plantations and cultivated woodland.

For optimum results, we recommend logs should be seasoned for 2 years or more to achieve a moisture content below 20%. This will not only give up to twice the output of freshly felled timber but help avoid a build-up of tar in your flue. Furthermore, if you can obtain hardwood logs this is better still, as they will have greatly increased calorific value of softwoods.

Cleanburn technology meets convector efficiency

Riva cassettes and stoves incorporate the very latest cleanburn technology with a unique 'Opti-Burn' setting. This means that they burn logs or smokeless fuels with outstanding efficiency, resulting in more heat delivery into the room and less going up the chimney. Combustion is achieved by directing three separate airflows into the firebox. Primary air burns the fuel under the fuel bed; the 'airwash' flow helps keep the window clean and the pre-heated, secondary air promotes 'cleanburning' by the combustion of excess hydrocarbons in the smoke, (see the diagram below).

In addition to the radiant heat, a fourth airflow, between the inner and outer skins of the Riva, provides convected heat. This is emitted into the room naturally or, in the case of the 55, 66 and 76, via an optional fan kit. The cassettes also offer the opportunity to heat other living spaces using an optional ducting system. Where ducting is used, up to half the heat output can be distributed this way.

CE marked

All Stovax Riva multi-fuel stoves and cassettes in this brochure are CE marked. This means they have been independently tested to exacting European standards for heating efficiency, safety and emissions. They are also HETAS accredited in the UK.

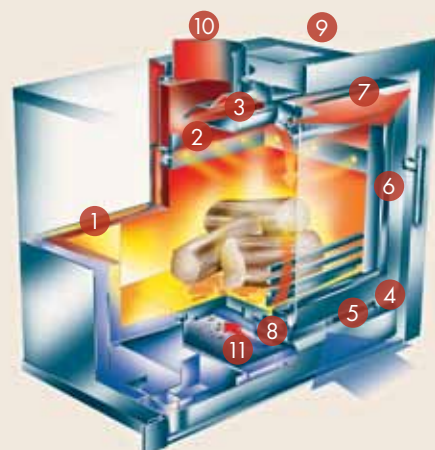
Approved for Smoke Control Areas

Many of the Riva Stoves and Cassettes in this brochure are approved for the burning of logs in Smoke Control Areas (when the appropriate smoke control kit is fitted) and this is shown on relevant product pages. Your Stovax retailer can give you further help and advice.



Riva cassette and stove design features

1. High density, thermal brick liner system.
2. Heated air jets from cleanburn ports on all three sides burn hydrocarbons in smoke.
3. Unique stainless steel baffle (multi-fuel).
4. Single combustion control lever.
5. Unique "Opti-Burn" setting provides optimum efficiency and visual effect for woodburning.
6. Airtight door with removable handle.
7. Convected and radiant heat.
8. Externally operated riddling grate.
9. Convected heat ducting system outlets (Riva 55, 66 and 76 cassettes only).
10. Easy fit flue connection through cassette.
11. Removable, stainless steel ashpan.



Riva 40 with standard 3 sided frame in Storm and removable handle in situ. Shown here with made to measure Small Art Deco surround (3564WWRV) and reeded cast iron panel (8900), which are also available from Stovax.



RIVA | 16/22/24/26/28

TRADITIONAL

OPEN CONVECTOR



Key features

- Convection system for greater efficiency
- Open fire ambience
- Air draught control with operating tool
- Reduced down draughts when not in use
- Poker and gloves supplied
- Options to burn seasoned logs or smokeless fuels
- Choice of widths and heights
- Choice of log retaining fronts
- Choice of optional frames
- Choice of optional sparkguards
- Choice of optional flue gathers
- Heat output: 3.0 – 10.0kW

• Maximum log length:	Cast iron basket	16" - 215mm (8½")
		22" - 365mm (14¾")
		26" - 465mm (18¼")
	Log tray	16" - 320mm (12⅝")
		22" - 470mm (18½")
		24" - 530mm (20⅞")
		26" - 570mm (22½")
		28" - 630mm (24¾")

Not just a model but a range in itself, the Riva Open Traditional Convector are available in five widths and two heights to suit the broadest possible variety of fireplace types and living spaces. Furthermore, the discreet black finish allows the Traditional to blend easily with any style of fireplace from mellow stone to rustic brick and from classic marble to polished slate so the opportunities to create a distinctive focal point in your home are immense.

For the burning of smokeless fuels there is a cast iron grate/ashpan whilst for woodburning you need to select a log tray together with your choice of log retainer front.

Additional personalisation of your fire can be achieved with Profil clip-on frames. These are available in a choice of brass or brushed steel for most sizes of Riva Open Convector.

The Riva Traditional is finished in Matt Black paint.

Left image: Riva Open 22 Traditional with brushed stainless steel Profil frame and polished Holyrood front. Shown here with Georgian surround (4270) which is also available from Stovax.

Right image: Riva Open 22 Traditional with cast iron basket*.

*(NB - Please see installation information on page 46)



RIVA | 16/22/24/26/28

TRADITIONAL

OPEN CONVECTOR



Right image: Riva Open 26 Traditional with portcullis front*.

Left image: Riva 22 Open Convector with black Holyrood front.

*(NB - Please see installation information on page 46)

Product codes	16"	22"	24"	26"	28"
• Riva Open Convector - standard height	8610	8604	8606	8608	8673
• Riva Open Convector - low lintel	8611	8605	8607	8609	N/A
Front/grate options					
• Cast iron basket (required for multi-fuel)	8686	8687	Use 22"	8688	Use 26"
• Ashpan (required for multi-fuel)	8652	8653	Use 22"	8654	Use 26"
• Black Holyrood front with log tray†	8627	8628	8629	8630	N/A
• Polished Holyrood front with log tray†	8627P	8628P	8629P	8630P	N/A
• Portcullis front with log tray†	8678	8666	8667	8668	8669
• Castle front with log tray†	N/A	8623	8624	8625	N/A
Frame options					
• Profil Brass - standard height	8633	8635	8637	8639	8626
• Profil Brass - low lintel	8674	8636	8638	8640	N/A
• Profil Brushed Stainless - standard height	8633BS	8635BS	8637BS	8639BS	8626BS
• Profil Brushed Stainless - low lintel	8674BS	8636BS	8638BS	8640BS	N/A
Other options					
• Clip-in sparkguard - standard height*	8690	8691	8692	8693	8694
• Clip-in sparkguard - low lintel*	8695	8696	8697	8698	N/A
• Standard flue gather	N/A	8658	8659	8660	8661
• Offset flue gather	N/A	8663	8664	8665	8662

*Can be used with Holyrood front options, but as freestanding only

† For woodburning only



RIVA | 16 ARTS

OPEN CONVECTOR



At its peak in the 1920s and 1930s, the Arts movement blended aesthetic appeal with technology to bring a clean new look to virtually any object in daily use. Today, this evocative style is still influencing contemporary design.

The Riva 16 Arts Open Convector echoes the look of that era with a beautifully curved frame that is finished in a subtle matt black to complement perfectly your choice of Holyrood or Portcullis front for a superb log burning fire. Alternatively, select the cast basket for burning smokeless fuels.

The Riva 16 Arts is finished in Matt Black paint.

Key features

- Convection system for greater efficiency
- Open fire ambience
- Air draught control with removable handle
- Reduced down draughts when not in use
- Options to burn seasoned logs or smokeless fuels
- Choice of log retaining fronts
- Heat output: 3.0 – 4.0kW
- Maximum log length:

Cast iron basket	16" - 215mm (8½")
Log tray	16" - 320mm (12⅝")

Product codes

16"

- | | |
|---|------|
| • Riva Open Convector - standard height | 8610 |
| • Arts frame | 8700 |

Front/grate options

- | | |
|--|-------|
| • Cast iron basket with ashpan..... | 8686 |
| • Black Holyrood front with log tray..... | 8627 |
| • Polished Holyrood front with log tray..... | 8627P |
| • Portcullis front with log tray..... | 8678 |

Left image: Riva Open 16 Arts with cast iron basket.

Right image: Riva Open 16 Arts with black Holyrood front. Shown here with Pembroke surround (3567WW) which is also available from Stovax.



RIVA | 16/22/26 CONTEMPORARY

OPEN CONVECTOR



Key features

- Convection system for greater efficiency
- Open fire ambience
- Air draught control with removable handle
- Reduced down draughts when not in use
- Options to burn seasoned logs or smokeless fuels
- Choice of widths
- Choice of log retainers
- Heat output: 3.0 - 10.0kW
- Maximum log length:
16" - 320mm (12⁵/₈"), 22" - 470mm (18¹/₂"), 26" - 570mm (22¹/₂")

Product codes

	16"	22"	26"
• Riva Open Convector - standard height	8610	8604	8608

Frame options

• Steel Frame - rectangular	8730	8732	8736
• Steel Frame - square	N/A	8733	8737

Tray Options

• Multi-fuel tray	8705	8710	8720
• Log tray	8706	8711	8721

Log Retainer Options

• 4 bar log retainer (multi-fuel)	8708	8713	8723
• 3 bar log retainer (wood only)	8707	8712	8722
• Solid log retainer (wood or multi-fuel)	8709	8714	8724

Other options

• Clip-in sparkguard	8740	8741	8743
• Standard flue gather	N/A	8658	8660
• Offset flue gather	N/A	8663	8665

Create a larger and distinctively modern look for your living space with the impressive new Riva Contemporary. Choose from the Riva 16 with a rectangular frame or, alternatively, opt for the wider Riva 22 and Riva 26 versions which come with both square and rectangular frames.

Furthermore, all sizes can be specified for use with smokeless fuels or for the burning of seasoned logs - and have a choice of two different log retainers to suit your styling preferences. Plus there's an optional clip-in sparkguard for peace of mind when the fire is left unattended.

The Riva Contemporary is finished in Matt Black paint.

Left image: Riva Open 22 Contemporary with square frame and log tray with 3 bar log retainer*.

Right image: Riva Open 22 Contemporary with rectangular frame and log tray with 3 bar retainer*.

Please also see other images on page 3 and 5.

*(NB - Please see installation information on page 46)



RIVA | 40

CASSETTES



Key features

- Cleanburn system with 'Opti-Burn' setting
- High efficiency (wood: 77%, smokeless fuel: 82%)
- Airwash
- Riddling grate
- Removable, stainless steel handle
- Burns seasoned logs, smokeless fuels and peat/turf briquettes
- Approved for Smoke Control areas*
- Easy opening/closing 'touch latch' to ash pit door
- Stainless steel ashpan
- Heat output: 1.5 - 4.9kW
- Maximum log length: 250mm (9³/₄"
- Flue connection (internal diameter): 128mm (5")
- Choice of 4 supplementary frame colours (see pages 26 - 27)

Product codes

	Storm	Midnight Black
• Riva 40	RV40	RV40B
• Profil frame - 3 sided, standard	RV40PRO3	RV40PRO3B
• Profil frame - 4 sided, standard	RV40PRO4	RV40PRO4B
• Profil frame - 3 sided, wide	RV40PRO3W	RV40PRO3WB
• Profil frame - 4 sided, wide	RV40PRO4W	RV40PRO4WB
• Optional stainless steel tool holder	RVAC001	RVAC001
• Optional cast iron, smokeless fuel 'reducing' kit §	RVAC082	RVAC082
• Optional ash caddy	4227	4227
• Smoke Control Kit	RV40SCKIT	RV40SCKIT
• Cast iron reeded panel (940mm h x 940mm w with 560mm h x 410mm w cut out)	8900	8900

§ Recommended if smokeless fuel is to be used regularly.

* When fitted with Smoke Control Kit and used in accordance with the operating instructions.

The smallest cassette model in the Riva range has been specially designed to fit into a standard 22" (560mm) high x 16" (405mm) wide British fireplace opening with the chairbrick removed. So you can now update the look of your living room with minimal construction work and, possibly without even the need to remove the existing hearth and mantel. Alternatively, the Riva 40 can be installed as a 'hole in the wall' fire.

In addition to providing excellent contemporary style, installing a Riva 40 significantly increases the level of heat in your room when compared to a conventional open fire. Combustion efficiency is up to 4 times greater; giving you more heat for your money and lower fuel costs.

Both the cassette fire and frames are finished in a choice of Stovax's Storm or Midnight Black metallic paints. However, there are 4 additional frame colour options available to expand your interior design possibilities. The Riva 40 is also approved for the burning of wood in Smoke Control Zones, so this compact and contemporary cassette can add style to your home, wherever your location!



Left image: Riva 40 with wide 3 sided frame in Storm and removable handle in situ with Santiago White tile surround which is also available from Stovax. Please also see image on page 7 showing standard 3 sided frame.

Right image: Riva 40 with wide, 4-sided frame in Midnight Black and handle removed.

(N.B. Please see installation information on page 48)





CASSETTES

Providing greater heat output and a larger window to view the swirling flames, the Riva 55 can be installed into a standard British fireplace opening, which is 915mm h x 915mm w x 460mm d (36" h x 36" w x 18" d).

The Riva 55 offers you two accessories to enhance your heating options. The first is fan-assisted convection for quicker warming of the room when the Riva is first lit.

The second is a ducting system that can distribute warm air into the same room or to other living spaces. Installing the fan and ducting system together really will maximise the benefits from this impressive 8kW cassette fire.

Both the cassette fire and frames are finished in a choice of Stovax's Storm or Midnight Black metallic paints. There is also a choice of 4 supplementary colour frame options to enhance your interior still further.



Key features

- Cleanburn system with 'Opti-Burn' setting
- High efficiency (wood: 82%, smokeless fuel: 84%)
- Airwash
- Riddling grate
- Removable, stainless steel handle
- Burns seasoned logs, smokeless fuels and peat/turf briquettes
- Easy opening/closing 'touch latch' to ash pit door
- Stainless steel ashpan
- Heat output: 2.1 - 8.0kW
- Maximum log length: 350mm (13¾")
- Flue connection (internal diameter): 128mm (5")
- Optional ducting system
- Approved for Smoke Control areas*
- Choice of 4 supplementary frame colours (see pages 26 - 27)

Product codes

	Storm	Midnight Black
• Riva 55	RV55	RV55B
• Profil frame - 3 sided, standard	RV55PRO3	RV55PRO3B
• Profil frame - 4 sided, standard	RV55PRO4	RV55PRO4B
• Profil frame - 3 sided, wide	RV55PRO3W	RV55PRO3WB
• Profil frame - 4 sided, wide	RV55PRO4W	RV55PRO4WB
• Fan-assisted convection circulation kit (240v)	RV55FK	RV55BFK
• Warm air ducting kit (2 outlets)	8572	8572
• Optional stainless steel tool holder	RVAC001	RVAC001
• Optional cast iron, smokeless fuel 'reducing' kit §	RVAC101	RVAC101
• Optional ash caddy	4227	4227
• Smoke Control Kit	RV55SCKIT	RV55SCKIT

§ Recommended if smokeless fuel is to be used regularly.

* When fitted with Smoke Control Kit and used in accordance with the operating instructions.



Right image: Riva 55 with standard 3 sided frame in Midnight Black and removable handle in situ.

Left image: Riva 55 with standard 4 sided frame in Storm with handle removed. The optional tool holder is also shown.

A further image of the Riva 55 is shown on the inside back cover.

CASSETTES



Key features

- Cleanburn system with 'Opti-Burn' setting
- High efficiency (wood: 80%, smokeless fuel: 76%)
- Airwash
- Riddling grate
- Removable, stainless steel handle
- Easy opening/closing 'touch latch' to ash pit door
- Approved for Smoke Control areas*
- Burns seasoned logs, smokeless fuels and peat/turf briquettes
- Optional ducting system
- Stainless steel ashpan
- Heat output: 2.4 - 8.0kW
- Maximum log length: 450mm (17³/₄"
- Flue connection (internal diameter): 153mm (6")
- Choice of 4 supplementary frame colours (see pages 26 - 27)

* When fitted with Smoke Control Kit and used in accordance with the operating instructions.



Not only will this magnificent landscape-shaped cassette fire provide you with significant heating capacity but it will also be a stunning focal point in your living room. Although it is possible for the Riva 66 to be fitted into certain 'fireplace openings', the extra depth of firebox may require selection of the deep versions of the Profil frames to achieve such installations. Alternatively, this model is ideal for new-build homes, barn conversions or where major refurbishment is taking place, and a larger opening can be constructed.

If you expect to burn mainly smokeless fuel then, due to the larger firebox, you may wish to consider the optional 'reducing' kit. Not only does this decrease the amount of fuel you need to load but it also guides the fuel and cinders towards the grate for improved combustion. However, you may still burn wood with equal efficiency.

You can optimise the heating potential of the Riva 66 with two accessories. Firstly, a fan-assisted convection kit, which boosts warm air entering the room at the flick of a switch. Secondly, a ducting system that diffuses some of the heat to other points in the same room or into other living spaces. Or install both the fan and ducting system for ultimate heat distribution.

Both the cassette fire and frames are finished in a choice of Stovax's Storm or Midnight Black metallic paints. There is also the option of specifying one of 4 exciting supplementary frame colours.

Left image: Riva 66 with wide 4 sided frame in Midnight Black and handle removed.

Right image: Riva 66 with standard 3 sided frame in Storm and removable handle in situ.







Right image: Riva 66 with wide 4 sided frame in Midnight Black and removable handle in situ.

Left image: Riva 66 with standard 4 sided frame in Midnight Black and removable handle in situ.



Product codes

	Storm	Midnight Black
• Riva 66	RV66	RV66B
• Profil frame - 3 sided, standard	RV66PRO3	RV66PRO3B
• Profil frame - 4 sided, standard	RV66PRO4	RV66PRO4B
• Profil frame - 3 sided, wide	RV66PRO3W	RV66PRO3WB
• Profil frame - 4 sided, wide	RV66PRO4W	RV66PRO4WB
• Profil spacer frame - 3 sided †	RV66PRO3D	RV66PRO3DB
• Profil spacer frame - 4 sided †	RV66PRO4D	RV66PRO4DB
• Fan-assisted convection circulation kit (240v)	RV66FKA	RV66BFKA
• Warm air ducting kit (2 outlets)	8572	8572
• Optional stainless steel tool holder	RVAC001	RVAC001
• Optional cast iron, smokeless fuel 'reducing' kit §	RVAC002	RVAC002
• Optional ash caddy	4227	4227
• Smoke Control Kit	RV66SCKIT	RV66SCKIT

† Enables the Riva 66 to fit into 350mm (13¾") fireplace recesses - please see page 50.

§ Recommended if smokeless fuel is to be used regularly.

* When fitted with Smoke Control Kit and used in accordance with the operating instructions.



RIVA | 76

CASSETTES

A woodburning model only, the largest cassette in our range offers not only a truly panoramic view of the flames but also provides you with powerful heating performance. Additionally, its larger dimensions make the Riva 76 particularly suited to new, architect-designed homes or where renovation work to an existing, larger property is being considered.

As with the Riva 55 and Riva 66, the 76 is complete with an 'Opti-Burn' setting for maximum fuel efficiency. However, it can also be specified with a fan-assisted convection kit and a ducting system as an additional option. The fan-assisted convection kit provides an immediate boost of warm air into the room at the touch of a switch whilst the ducting system allows you to distribute some of the heat to other parts of the same room or to adjacent spaces.

Both the cassette fire and the frames are finished in a choice of Stovax's Storm or Midnight Black metallic paints. There are also 4 additional frame colour options available - please see pages 26 - 27.



Key features

- Cleanburn system with 'Opti-Burn' setting
- High efficiency (78%)
- Airwash
- Removable, stainless steel handle
- Easy opening/closing 'touch latch' to ash pit door
- Burns seasoned logs
- Stainless steel ashpan
- Heat output: 4.0 - 9.0kW
- Maximum log length: 510mm (20")
- Flue connection (internal diameter): 153mm (6")
- Choice of 4 supplementary frame colours (see pages 26 - 27)

Product codes

	Storm	Midnight Black
• Riva 76	RV76	RV76B
• Profil frame - 3 sided, standard	RV76PRO3	RV76PRO3B
• Profil frame - 4 sided, standard	RV76PRO4	RV76PRO4B
• Profil frame - 3 sided, wide	RV76PRO3W	RV76PRO3WB
• Profil frame - 4 sided, wide	RV76PRO4W	RV76PRO4WB
• Profil spacer frame - 3 sided †	RV76PRO3D	RV76PRO3DB
• Profil spacer frame - 4 sided †	RV76PRO4D	RV76PRO4DB
• Fan-assisted convection circulation kit (240v)	RV76FK	RV76BFK
• Warm air ducting kit (2 outlets)	8572	8572
• Optional stainless steel tool holder	RVAC001	RVAC001
• Optional ash caddy	4229	4229

† Enables the Riva 76 to fit into 350mm (13¾") fireplace recesses.

Right image: Riva 76 with standard 3 sided frame in Storm and removable handle in situ*.

Left image: Riva 76 with standard 4 sided frame in Storm and handle removed with optional tool holder also shown*.

*(NB - Please see installation information on page 48)

RIVA | COLOUR FRAME OPTIONS

CASSETTES



For those that want to add a splash of colour into their living space, Stovax have introduced a range of new and vibrant colour options for the Profil frames on the Riva 40, 55, 66 and 76 models.

There is a choice of 4 eye-catching colours to choose from: Metallic Red, Metallic Blue, Metallic Bronze & Ivory. Please use the product code for the Storm Metallic frame of your choice, with the following suffix for your chosen colour:

- Metallic Red (RD),
- Metallic Blue (BL),
- Metallic Bronze (BZ)
- Ivory (IV).

For example: Profil frame for Riva 40
3 sided, standard in Metallic Blue:
RV40PRO3BL.



Top Left image: Riva 40 with standard 3 sided Profil frame in Metallic Red.

Middle Left image: Riva 66 with wide 4 sided Profil frame in Metallic Bronze.

Bottom Left image: Riva 76 with standard 4 sided Profil frame in Metallic Blue.

Right image: Riva 55 with wide 3 sided Profil frame in Ivory.





RIVA | 66 AVANTI

CASSETTES



Key features

- Cleanburn system with 'Opti-Burn' setting
- High efficiency (wood: 80%, Smokeless fuel: 76%)
- Airwash
- Riddling grate
- Removable, stainless steel handle
- Burns seasoned logs, smokeless fuels and peat/turf briquettes
- Stainless steel ashpan
- Heat output: 2.4 - 8.0kW
- Maximum log length: 450mm (17³/₄"
- Flue connection (internal diameter): 153mm (6")
- Approved for Smoke Control areas*

Product codes

Storm / Midnight Black

• Riva 66 Avanti	RV66AVC
• Warm air ducting kit (2 outlets)	8572
• Optional 50mm box 'spacer' †	RV66AVSP
• Fan-assisted convection circulation kit (240v)	RV66AVFK
• Optional stainless steel tool holder	RVAC015
• Optional cast iron, smokeless fuel 'reducing' kit §	RVAC002
• Optional ash caddy	4227
• Smoke Control Kit	RV66SCKIT

† Enables the Riva 66 Avanti to fit into 350mm (13³/₄" fireplace recesses.

§ Recommended if smokeless fuel is to be used regularly.

* When fitted with Smoke Control Kit and used in accordance with the operating instructions.

Sharing exactly the same firebox features as the standard Riva 66, the Avanti differs only by its more contemporary styling - offering a design statement in its own right.

Above and below the door there are finely proportioned Midnight Black steel panels, whilst the door itself is gently curved and finished in Stovax's Storm metallic paint. The door handle locates on the right and may be removed after refuelling. The controls are discreetly positioned under the door so all you can see are the crisp, clean lines of the Avanti surrounding a swirling picture of flame.

There are also two practical options available for the Riva 66 Avanti. Firstly, a cast iron, smokeless fuel 'reducing' kit. This allows you to load less fuel into the firebox and obtain even greater heating economy (plus you can still burn wood with equal efficiency). The second is a ducting system that distributes some of the heat produced to other points in the same room or into other living spaces.

The Avanti has also been approved for the burning of wood in Smoke Control Areas.



Left/Right image: Riva 66 Avanti.

(NB - Please see installation information on page 48)





RIVA | F40 AVANTI

STOVES

The Riva F40 Avanti echoes the superb looks of our highly popular Avanti cassette but in a series of freestanding stoves. Ideal for fireplace settings, this may be the smallest model of the three yet it still boasts an exceptionally powerful heating capacity as well as all the Riva family features such as cleanburn combustion technology, multi-fuel operation and external riddling.

The Riva F40 Avanti is finished in a combination of Stovax's Storm and Midnight Black metallic paints.



Key features

- Cleanburn system with 'Opti-Burn' setting
- High efficiency (wood: 77%, Smokeless fuel: 81%)
- Airwash
- Riddling grate
- Removable, stainless steel handle
- Easy opening/closing 'touch latch' to ash pit door
- Burns seasoned logs, smokeless fuels and peat/turf briquettes
- Stainless steel ashpan
- Heat output: 1.5 - 4.9kW
- Maximum log length: 250mm (9³/₄"
- Flue connection (internal diameter): 128mm (5")
- Approved for Smoke Control areas*

Product codes

Storm / Midnight Black

• Riva F40 Avanti	RVF40AV
• Optional stainless steel tool holder	RVAC015
• Optional cast iron, smokeless fuel 'reducing' kit §	RVAC082
• Optional ash caddy	4227
• Matt black flue pipe - 1' (305mm) straight without door	4500
• Matt black flue pipe - 1' (305mm) straight with door	4504
• Matt black flue pipe - 2' (610mm) straight without door	4501
• Matt black flue pipe - 2' (610mm) straight with door	4505
• Matt black flue pipe - 3' (915mm) straight without door	4502
• Matt black flue pipe - 3' (915mm) straight with door	4506
• Matt black flue pipe - 1'3" - 2'1" (380-635mm) telescopic without door	4542
• Matt black flue pipe - 3'4" - 4'6" (1015-1370mm) telescopic without door	4540
• 90° tee piece with end cap (for rear exit)	4516
• Smoke Control Kit	RV40SCKIT



Right image: Riva F40 Avanti.

Left image: Riva F40 Avanti, shown here with Stovax Alborg mantel (3574MK).

§ Recommended if smokeless fuel is to be used regularly.

* When fitted with Smoke Control Kit and used in accordance with the operating instructions.

RIVA | F40 AVANTI MIDI & HIGHLINE

STOVES



Key features

- Cleanburn system with 'Opti-Burn' setting
- High efficiency (wood: 77%, smokeless fuel: 81%)
- Airwash
- Riddling grate
- Removable, stainless steel handle
- Easy opening/closing 'touch latch' to ash pit door
- Burns seasoned logs, smokeless fuels and peat/turf briquettes
- Stainless steel ashpan
- Log storage compartment
- Heat output: 1.5 - 4.9kW
- Maximum log length: 250mm (9³/₄"
- Top or rear flue connection (internal diameter): 128mm (5")
- Approved for Smoke Control areas*

Product codes

Storm / Midnight Black

• Riva F40 Avanti Midi	RVF40AVM
• Riva F40 Avanti Highline	RVF40AVH
• Optional stainless steel tool holder	RVAC015
• Optional cast iron, smokeless fuel 'reducing' kit §	RVAC082
• Optional ash caddy	4227
• Smoke Control Kit	RV40SCKIT
• Matt black flue pipe - 1' (305mm) straight without door	4500
• Matt black flue pipe - 1' (305mm) straight with door	4504
• Matt black flue pipe - 2' (610mm) straight without door	4501
• Matt black flue pipe - 2' (610mm) straight with door	4505
• Matt black flue pipe - 3' (915mm) straight without door	4502
• Matt black flue pipe - 3' (915mm) straight with door	4506
• Matt black flue pipe - 1'3" - 2'1" (380-635mm) telescopic without door	4542
• Matt black flue pipe - 3'4" - 4'6" (1015-1370mm) telescopic without door	4540
• 90° tee piece with end cap (for rear exit)	4516

§ Recommended if smokeless fuel is to be used regularly.

* When fitted with Smoke Control Kit and used in accordance with the operating instructions.

For slightly taller fireplaces or as the centrepiece to an open plan space, the F40 Avanti Midi and Highline models offer not only extra height, but also a convenient storage compartment.

Additionally, like all other models in the range, it is easy to operate thanks to the single lever combustion control system, or simply set at 'Opti-Burn' for optimum heating efficiency combined with an impressive flame effect.

The F40 Avanti Stoves are all Smoke Control Zone approved, which means you can now burn wood, even if you live in these normally restricted areas.

The integral log storage compartment and body of the stove are finished in Stovax's sleek Midnight Black metallic paint whilst the softly curved door is in a contemporary Storm metallic paint.



Left image: Riva F40 Avanti Highline.

Right image: Riva F40 Avanti Midi with optional tool holder also shown.



RIVA | F55 AVANTI MIDI

STOVES



Key features

- Cleanburn system with 'Opti-Burn' setting
- High efficiency (wood: 74%, smokeless fuel: 77%)
- Airwash
- Riddling grate
- Removable, stainless steel handle
- Burns seasoned logs, smokeless fuels and peat/turf briquettes
- Easy opening/closing 'touch latch' to ashpit door
- Stainless steel ashpan
- Heat output: 2.1 - 8.0kW
- Maximum log length: 350mm (13³/₄"
- Top or rear flue connection (internal diameter): 128mm (5")
- Approved for Smoke Control areas*

Product codes

Storm / Midnight Black

• Riva F55 Avanti Midi	RVF55AVM
• Optional stainless steel tool holder	RVAC015
• Optional cast iron, smokeless fuel 'reducing' kit §	RVAC101
• Optional ash caddy	4227
• Smoke Control Kit	RV55SCKIT
• Matt black flue pipe - 1' (305mm) straight without door	4500
• Matt black flue pipe - 1' (305mm) straight with door	4504
• Matt black flue pipe - 2' (610mm) straight without door	4501
• Matt black flue pipe - 2' (610mm) straight with door	4505
• Matt black flue pipe - 3' (915mm) straight without door	4502
• Matt black flue pipe - 3' (915mm) straight with door	4506
• Matt black flue pipe - 1'3" - 2'1" (380-635mm) telescopic without door	4542
• Matt black flue pipe - 3'4" - 4'6" (1015-1370mm) telescopic without door	4540
• 90° tee piece with end cap (for rear exit)	4516

§ Recommended if smokeless fuel is to be used regularly.

* When fitted with Smoke Control Kit and used in accordance with the operating instructions.

More imposing than the F40 version, the new F55 Avanti has been created for larger openings and spaces. So there is an even greater view of the fire and extra heat output available - up to 8kW - as well as all the features of the Riva range such as cleanburn technology, airwash system to help keep the window clear, multi-fuel operation and external riddling.

Like the smaller F40 versions, the F55 Avanti Midi has also been approved to burn wood in Smoke Control Zone areas. Wood is carbon neutral so therefore much better in environmental terms than heating with smokeless fuels.

The Riva F55 Avanti Midi is finished in Midnight Black metallic paint with the door highlighted in Storm metallic.



Left/Right image: Riva F55 Avanti Midi.





RIVA | F40 FREESTANDING

STOVES

Incorporating all the latest firebox technology of the Riva 40 cassette, the Riva F40 Freestanding is a compact stove offering stylish lines and impressive heating performance. It has full multi-fuel capability (complete with 'Opti-Burn' setting), airwash to help keep the glass window clear, externally operated riddling (accessed via the special ashpit door) and a choice of top or rear flue exits.

In addition to hearth-mounting, a choice of eight Benches is available (please see page 42 for details) to provide alternative styling options.

The Riva F40 Freestanding is finished in a choice of Stovax's Storm or Midnight Black metallic paints.



Key features

- Cleanburn system with 'Opti-Burn' setting
- High efficiency (wood: 77%, smokeless fuel: 81%)
- Airwash
- Riddling grate
- Removable, stainless steel handle
- Easy opening/closing 'touch latch' to ash pit door
- Approved for Smoke Control areas*
- Burns seasoned logs, smokeless fuels and peat/turf briquettes
- Stainless steel ashpan
- Heat output: 1.5 - 4.9kW
- Maximum log length: 250mm (9³/₄"
- Top or rear flue connection (internal diameter): 128mm (5")

Product codes

Storm / Midnight Black

• Riva F40 Freestanding	RVF40C (Storm) / RVF40CB (Midnight Black)
• Optional matching 'bench' stands	See page 42
• Optional stainless steel tool holder	RVAC001
• Optional cast iron, smokeless fuel 'reducing' kit §	RVAC082
• Optional ash caddy	4227
• Smoke Control Kit	RV40SCKIT
• Matt black flue pipe - 1' (305mm) straight without door	4500
• Matt black flue pipe - 1' (305mm) straight with door	4504
• Matt black flue pipe - 2' (610mm) straight without door	4501
• Matt black flue pipe - 2' (610mm) straight with door	4505
• Matt black flue pipe - 3' (915mm) straight without door	4502
• Matt black flue pipe - 3' (915mm) straight with door	4506
• Matt black flue pipe - 1'3" - 2'1" (380-635mm) telescopic without door	4542
• Matt black flue pipe - 3'4" - 4'6" (1015-1370mm) telescopic without door	4540
• 90° tee piece with end cap (for rear exit)	4516

§ Recommended if smokeless fuel is to be used regularly.

* When fitted with Smoke Control Kit and used in accordance with the operating instructions.



Right image: Riva F40 Freestanding in Storm with removable handle in situ.

Left image: Riva F40 Freestanding in Midnight Black with optional Riva tool holder.

RIVA | F66 FREESTANDING

STOVES



Key features

- Cleanburn system with 'Opti-Burn' setting
- High efficiency (wood: 80%, smokeless fuel: 76%)
- Airwash
- Riddling grate
- Removable, stainless steel handle
- Easy opening/closing 'touch latch' to ash pit door
- Burns seasoned logs, smokeless fuels and peat/turf briquettes
- Stainless steel ashpan
- Heat output: 2.4 - 8.0kW
- Maximum log length: 450mm (17³/₄"
- Top or rear flue connection (internal diameter): 153mm (6")
- Approved for Smoke Control areas*

Product codes

Storm / Midnight Black

• Riva F66 Freestanding	RVF66 (Storm) / RVF66B (Midnight Black)
• Optional matching 'bench' stands	see page 42
• Optional matching 'pedestal' stand	see page 45
• Optional stainless steel tool holder	RVAC001
• Optional cast iron, smokeless fuel 'reducing' kit §	RVAC002
• Optional ash caddy	4227
• Smoke Control Kit	RV66SCKIT
• Matt black flue pipe - 1' (305mm) straight without door	4600
• Matt black flue pipe - 1' (305mm) straight with door	4604
• Matt black flue pipe - 2' (610mm) straight without door	4601
• Matt black flue pipe - 2' (610mm) straight with door	4605
• Matt black flue pipe - 3' (915mm) straight without door	4602
• Matt black flue pipe - 3' (915mm) straight with door	4606
• Matt black flue pipe - 1'3" - 2'1" (380-635mm) telescopic without door	4642
• Matt black flue pipe - 3'4" - 4'6" (1015-1370mm) telescopic without door	4640
• 90° tee piece with end cap (for rear exit)	4616

§ Recommended if smokeless fuel is to be used regularly.

* When fitted with Smoke Control Kit and used in accordance with the operating instructions.

If you are looking for the greater heating performance of the multi-fuel Riva 66 cassette but wish to combine this with the hearth-mounted appeal of a contemporary fire then the F66 Freestanding provides a stylish, contemporary solution.

Additionally, you can consider two options to provide you with alternative interior design choices. Firstly, the F66 Freestanding can be placed on the Riva Bench (please see page 42 for details). For this model, you can select either the 100cm, 120cm or 140cm versions according to your requirements. Both will present a distinctive focal point whether freestanding in an open living space or positioned in a larger fireplace opening.

The second option is the Riva Pedestal which allows the F66 Freestanding to attain more of the appearance of a stove. Please see page 45 for further information.

The Riva F66 Freestanding is available in two metallic paint finishes: Storm or Midnight Black.



Left image: Riva F66 Freestanding in Midnight Black with removable handle in situ.

Right image: Riva F66 Freestanding in Storm with removable handle in situ. Shown here with toolset available from Stovax.





RIVA | F76 FREESTANDING

STOVES

Wider still than the F66, the F76 Freestanding is a woodburning appliance only. However, it has the potential to create an outstanding, landscape centrepiece within larger rooms or living spaces. Particularly as the airwash system helps keep the extensive window clear, allowing you to enjoy to the full the swirling flames produced by the Riva's cleanburn system.

The cleanburn technology and 'Opti-Burn' setting also offers you powerful, yet efficient, heating capacity. With up to 9.5kW available, the prospect of cosy winters in front of a real log fire awaits you.

The F76 Freestanding can be hearth-mounted or, for an alternative style and look, placed on either a 100cm or 120cm Riva Bench. Details of Riva Benches can be found overleaf.

Choose from Stovax's Storm or Midnight Black metallic paint finishes.



Key features

- Cleanburn system with 'Opti-Burn' setting
- High efficiency (78%)
- Airwash
- Removable, stainless steel handle
- Easy opening/closing 'touch latch' to ash pit door
- Burns seasoned logs
- Stainless steel ashpan
- Heat output: 4.0 - 9.0kW
- Maximum log length: 500mm (20")
- Top or rear flue connection (internal diameter): 153mm (6")

Product codes

Storm / Midnight Black

• Riva F76 Freestanding	RVF76 (Storm) / RVF76B (Midnight Black)
• Optional matching 'bench' stand	see page 42
• Optional stainless steel tool holder	RVAC001
• Optional ash caddy	4229
• Matt black flue pipe - 1' (305mm) straight without door	4600
• Matt black flue pipe - 1' (305mm) straight with door	4604
• Matt black flue pipe - 2' (610mm) straight without door	4601
• Matt black flue pipe - 2' (610mm) straight with door	4605
• Matt black flue pipe - 3' (915mm) straight without door	4602
• Matt black flue pipe - 3' (915mm) straight with door	4606
• Matt black flue pipe - 1'3" - 2'1" (380-635mm) telescopic without door	4642
• Matt black flue pipe - 3'4" - 4'6" (1015-1370mm) telescopic without door	4640
• 90° tee piece with end cap (for rear exit)	4616

Left/Right image: Riva F76 Freestanding in Storm with removable handle in situ.

RIVA | BENCH 45 | 100 | 120 | 140

STOVES



Key features

- Sturdy steel construction
- Choice of two heights
- Choice of four widths
- Matching black finish

Product codes

Black

• Riva Bench 45 Low	RVACLB45B
• Riva Bench 100 Low	RVACLB100B
• Riva Bench 120 Low	RVACLB120B
• Riva Bench 140 Low	RVACLB140B
• Riva Bench 45 High	RVACB45B
• Riva Bench 100 High	RVACB100B
• Riva Bench 120 High	RVACB120B
• Riva Bench 140 High	RVACB140B



To assist designers and homeowners in creating a flexible alternative to the 'on hearth' mounting of Riva Freestanding variants, Stovax offers eight sizes of Bench to which the stoves may be secured.

Standing 250 or 350mm high with a sturdy steel construction with a durable black finish, you can not only match the Bench to the space available but also accommodate individual styling requirements. For example, appliances can be positioned centrally on the Bench or offset to one side, a Storm or Midnight Black Freestanding can be combined with the Black Bench or logs may be stored underneath etc.

The lengths available are 45cm, 100cm, 120cm and 140cm whilst all eight models are 420mm deep and the legs are each 60mm wide.

Left image: Riva F66 Freestanding in Midnight Black on Riva Bench 120 High.

Right image: Riva F40 Freestanding in Storm on Riva Bench 45 High.



RIVA | F66 PEDESTAL

STOVES



RIVA | F66 PEDESTAL

STOVES

As a further styling option for the F66 Freestanding, Stovax offer a pedestal attachment which can be secured under the appliance to afford more of a contemporary stove look. The Pedestal is available in black only and raises the F66 223mm from the floor.

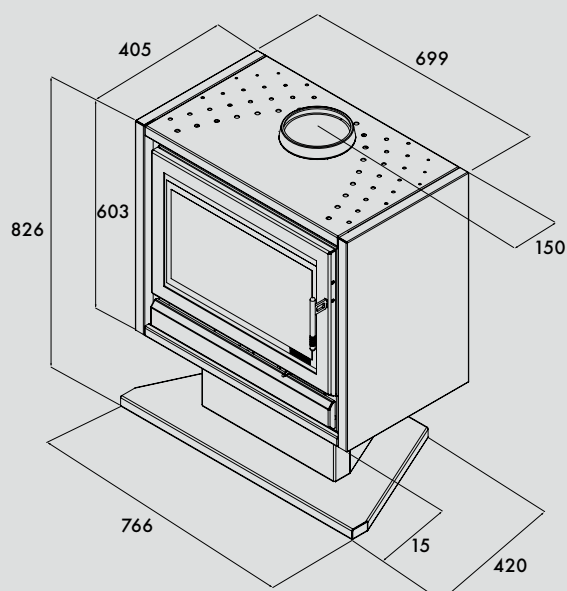


Key features

- Sturdy steel construction
- Matching black finish

Product codes

- | | Black |
|-----------------------|----------|
| • Riva Pedestal | RVACPEDB |



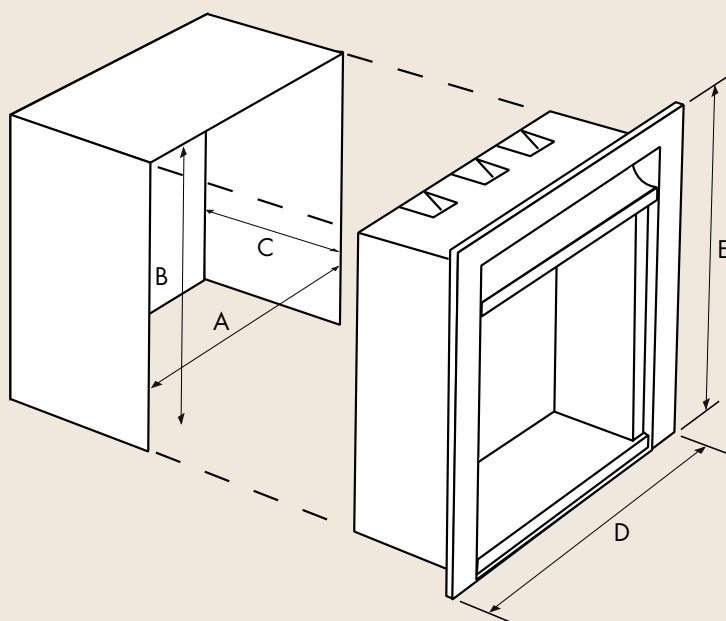
Left/Right image: Riva F66 Pedestal

RIVA OPEN | DIMENSIONS

Correct installation

A HETAS approved installer should undertake a site survey prior to purchase and must install any Riva Open Convectector Fire. Your Stovax retailer will be able to advise on this and, in particular, the use of high temperature (1300°C) plaster/screed in the area around the fire. You may view/download complete installation instructions at our website - www.stovax.com. These diagrams cover some of the basic requirements:

RIVA OPEN | CONVECTOR FIRES



OPEN CONVECTOR DIMENSIONS

	16	16L	22	22L	24	24L	26	26L	28
A	420mm	420mm	570mm	570mm	620mm	620mm	670mm	670mm	720mm
B	560mm	510mm	620mm	560mm	620mm	560mm	620mm	560mm	620mm
C	360mm	360mm	360mm	360mm	360mm	360mm	360mm	360mm	360mm
D	474mm	474mm	624mm	624mm	674mm	674mm	724mm	724mm	774mm
E	592mm	542mm	652mm	592mm	652mm	592mm	652mm	592mm	652mm
weight	62kg	59kg	83kg	76kg	86kg	81kg	89kg	86kg	97kg



Portcullis front



Castle front



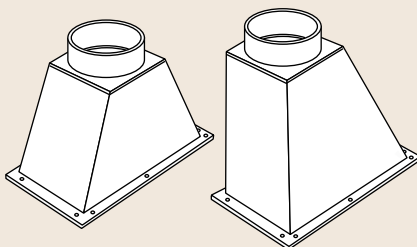
Holyrood polished front

(NB: Black version of Holyrood features brass finials - see page 13)

FRAME DIMENSIONS

Product Code	Description	Height (mm)	Width (mm)
8633/BS	Profil 16	595mm	489mm
8674/BS	Profil 16L	545mm	489mm
8635/BS	Profil 22	655mm	639mm
8636/BS	Profil 22L	595mm	639mm
8637/BS	Profil 24	655mm	689mm
8638/BS	Profil 24L	595mm	689mm
8639/BS	Profil 26	655mm	739mm
8640/BS	Profil 26L	595mm	739mm
8626/BS	Profil 28	655mm	789mm
8700	Arts 16	595mm	481mm
8730	Contemporary Rectangular 16	637mm	850mm
8732	Contemporary Rectangular 22	700mm	1280mm
8736	Contemporary Rectangular 26	720mm	1380mm
8733	Contemporary Square 22	700mm	765mm
8737	Contemporary Square 26	800mm	865mm

FLUE GATHERS



Aid installation by allowing Riva Open Convector Fires to be connected to 200mm enamelled twin-wall or flexible insulated flue pipe. Available in standard (central outlet) or offset versions to suit site conditions.


SPARKGUARDS



Clip-in sparkguards. For security and peace of mind when the Riva Open is left unattended, these guards will help prevent sparks from entering the room.

OPTIONAL LOG RETAINERS

With the Riva Open Contemporary, you have a choice of log retainer styles.



3 bar log retainer (wood only)



4 bar log retainer (multi-fuel only)



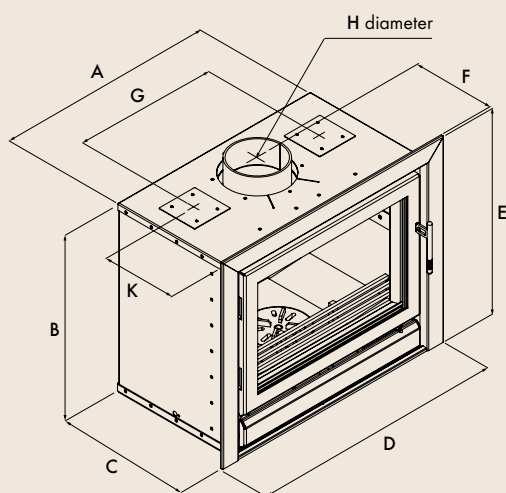
Solid log retainer (wood & multi-fuel)

RIVA | DIMENSIONS

Correct installation

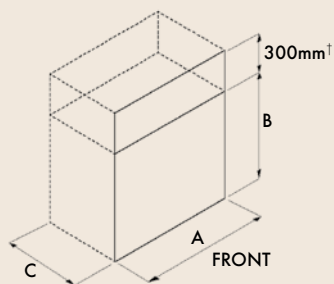
A HETAS approved installer should undertake a site survey prior to purchase and must install any Riva Stoves and Cassette Fires. Your Stovax retailer will be able to advise on this and, in particular, the use of high temperature (1300°C) plaster/screed in the area around Riva Cassettes. You may view/download complete installation instructions at our website - www.stovax.com. These diagrams cover some of the basic requirements:

RIVA | CASSETTES



CASSETTE DIMENSIONS

	Riva 40	Riva 55	Riva 66	Riva 76
A	400mm	540mm	650mm	760mm
B	550mm	660mm	550mm	630mm
C	350mm	350mm	395mm	395mm
D	492mm	632mm	742mm	862mm
E	599mm	709mm	599mm	678mm
F	234mm	234mm	248mm	248mm
G	N/A	360mm	420mm	540mm
H	128mm	128mm	153mm	153mm
K	N/A	234mm	248mm	208mm
weight	80kg	100kg	110kg	125kg



MINIMUM OPENING DIMENSIONS REQUIRED

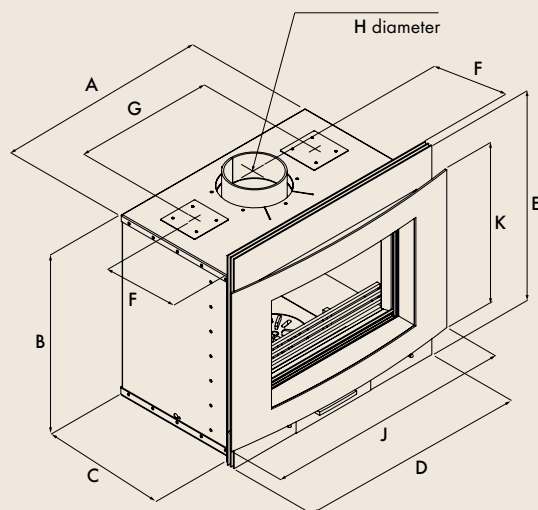
	Riva 40	Riva 55	Riva 66	Riva 76
A	410mm	550mm	660mm	760mm
B	560mm	670mm	560mm	640mm
C	355mm	355mm	405mm*	405mm*

* Dimension C may be reduced to 355mm when using Profil spacer frame.
(3 sided RV66PRO3D/B & RV76PRO3D/B;
4 sided RV66PRO4D/B & RV76PRO4D/B)
† Extra height required when fitting warm air ducting kit.

MINIMUM DISTANCES TO COMBUSTIBLE MATERIAL

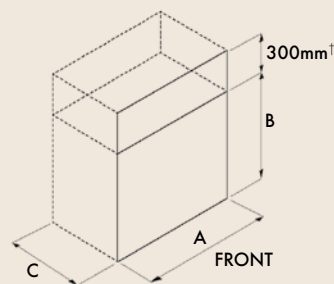
	Riva 40	Riva 55	Riva 66	Riva 76
Top	300mm	300mm	300mm	150mm
Sides	300mm	300mm	300mm	150mm
Back	300mm	300mm	300mm	150mm

RIVA | AVANTI CASSETTES



CASSETTE DIMENSIONS

Riva 66 Avanti		Riva 66 Avanti	
A	650mm	F	248mm
B	550mm	G	420mm
C	395mm	H	153/180mm
D	694mm	J	755mm
E	636mm	K	480mm
		weight	134kg



MINIMUM OPENING DIMENSIONS REQUIRED

	Riva 66 Avanti
A	660mm
B	560mm
C	405mm*

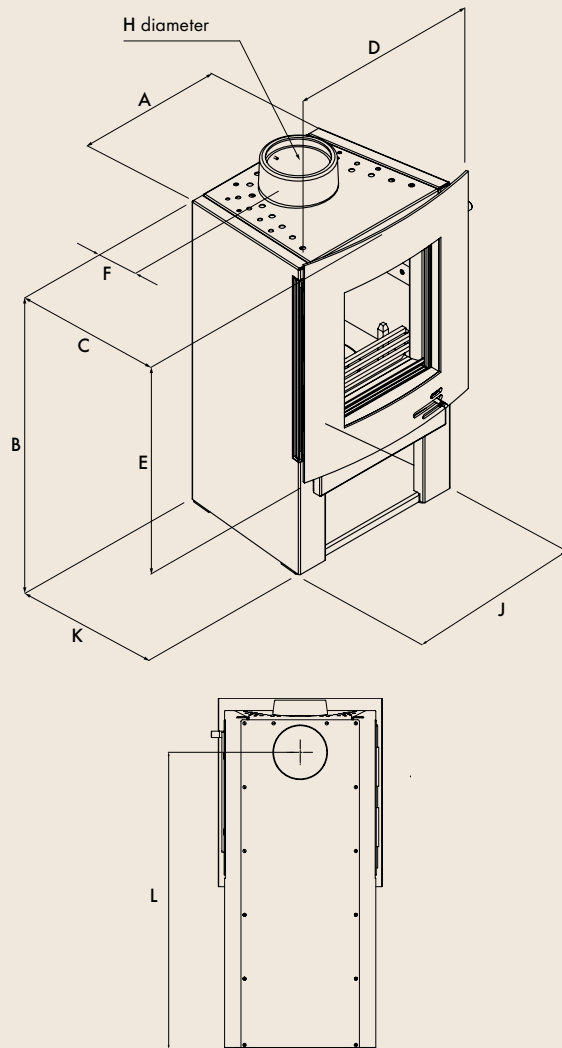
* Dimension C may be reduced to 355mm when using Avanti box spacer. (RV66AVSP)
† Extra height required when fitting warm air ducting kit.

MINIMUM DISTANCES TO COMBUSTIBLE MATERIAL

	Riva 66 Avanti
Top	300mm
Sides	300mm
Back	300mm



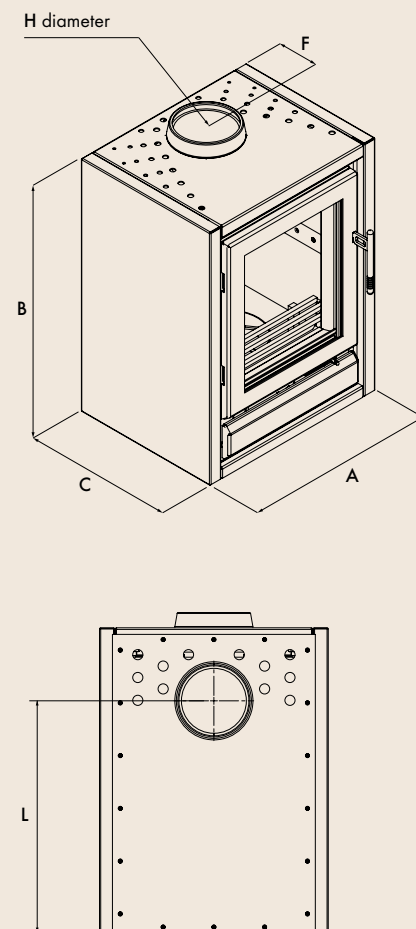
RIVA | AVANTI STOVES



STOVE DIMENSIONS

	Riva F40 Avanti	Riva F40 Avanti Midi	Riva F40 Avanti Highline	Riva F55 Avanti Midi
A	358mm	358mm	358mm	498mm
B	618mm	793mm	990mm	935mm
C	400mm	400mm	400mm	400mm
D	462mm	462mm	462mm	615mm
E	531mm	531mm	531mm	660mm
F	124mm	124mm	124mm	124mm
H	128mm	128mm	128mm	128mm
J	426mm	426mm	426mm	560mm
K	340mm	340mm	340mm	340mm
L	466mm	641mm	838mm	834mm
weight	101kg	105kg	115kg	130kg

RIVA | FREESTANDING STOVES



STOVE DIMENSIONS

	Riva F40 Freestanding	Riva F66 Freestanding	Riva F76 Freestanding
A	451mm	698mm	783mm
B	602mm	602mm	663mm
C	355mm	405mm	409mm
F	119mm	153mm	145mm
H	128mm	153mm	153mm
L	458mm	442mm	480mm
weight	82kg	100kg	125kg

RIVA | INFORMATION

PROFIL FRAME DIMENSIONS

Overall dimensions for the selection of frames available for Riva Cassettes are as follows:

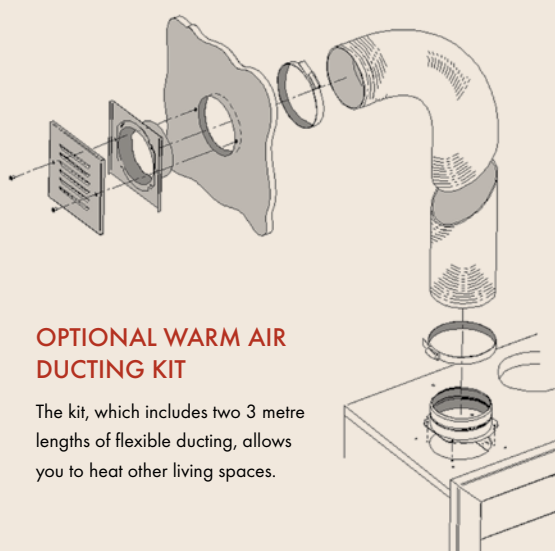
Product Code	Description	Height (mm)	Width (mm)
Riva 40			
RV40PRO3/B	3 sided, standard	599	492
RV40PRO3W/B	3 sided, wide	646	586
RV40PRO4/B	4 sided, standard	645	492
RV40PRO4W/B	4 sided, wide	739	586
Riva 55			
RV55PRO3/B	3 sided, standard	709	632
RV55PRO3W/B	3 sided, wide	756	726
RV55PRO4/B	4 sided, standard	755	632
RV55PRO4W/B	4 sided, wide	849	726
Riva 66			
RV66PRO3/B	3 sided, standard	599	742
RV66PRO3W/B	3 sided, wide	645	836
RV66PRO3D/B	3 sided, spacer frame †	599	742
RV66PRO4/B	4 sided, standard	645	742
RV66PRO4W/B	4 sided, wide	739	836
RV66PRO4D/B	4 sided, spacer frame †	645	742
Riva 66 Avanti			
RV66AVSP	3 sided, box frame	694	636
Riva 76			
RV76PRO3/B	3 sided, standard	678	862
RV76PRO3W/B	3 sided, wide	728	962
RV76PRO3D/B	3 sided, spacer frame	678	862
RV76PRO4/B	4 sided, standard	730	862
RV76PRO4W/B	4 sided, wide	830	962
RV76PRO4D/B	4 sided, spacer frame	730	862



Standard (7mm deep)



† Spacer Frame (50mm deep)

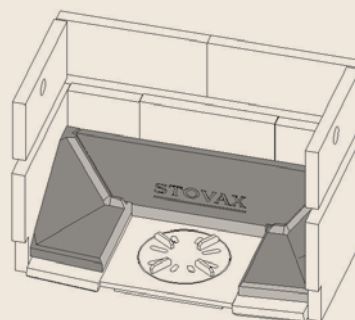


OPTIONAL WARM AIR DUCTING KIT

The kit, which includes two 3 metre lengths of flexible ducting, allows you to heat other living spaces.

OPTIONAL SMOKELESS FUEL 'REDUCING KIT'

If you expect to burn mainly smokeless fuels then we would recommend you consider the optional 'reducing' kit. By placing the cast iron guides into the base of the firebox, you will decrease the amount of fuel you need to load and allow the fuel and cinders to fall towards the grate for improved combustion. However, you may still burn logs with equal efficiency.



PRODUCT WARRANTY

Your Stovax retailer will provide you with a Two Year Warranty for your new Riva Convector, Stove or Cassette Fire. This warranty is subject to the appliance being installed in accordance with the manufacturer's instructions and the second year's warranty is dependant on the appliance being serviced within 12 months of installation by an appropriately qualified engineer. This warranty does not cover certain wearing parts or 'consumables' or the use of unauthorised fuels.



Full details of this warranty are set out on our website www.stovax.com.

COLOURS/FLAME PICTURES

Owing to variations in studio lighting and printing inks, the finishes/colours of fires illustrated in this brochure may differ slightly from actual models. Before purchasing, please ask your retailer to show you finish/colour samples. Whilst all the flame pictures shown in this brochure are actual fires, flame pictures may vary depending on the installation, flue conditions and geographical/surrounding features that may effect the efficiency of the flue.

CARE OF YOUR RIVA

To help you get the best performance from your Riva and keep it in good condition, inside and out, Stovax offers a wide range of cleaning and maintenance products. Your Stovax retailer will be able to provide full details as well as information on our hearth and fireplace products.



EXCLUSIVE FIREPLACE SURROUND PACKAGES

A bespoke collection of Ceramic & Natural Stone tiles to enhance and complement your Riva fire.




Riva 40 with wide 3 sided frame in Storm.
Shown in Parisian White Fire Surround Tiles.

The space in which you live is an expression of your individual style - and at the very heart of your home is the fireplace. It is a focal point that not only extends the warmest of welcomes to your family and friends, and the one around which they will gather naturally, but it also offers you the opportunity to make a design statement that marks out the room even when the fire is not lit.

Many of the contemporary fires in this brochure are designed to fit into an existing chimney breast or specially built studwork structure. Accordingly, the wall itself can be used to enhance still further the impressive appliance you have already chosen. This unique collection of 22 ceramic and natural stone tiles has been carefully selected to help you create your ultimate look. Please ask your Stovax retailer for details or download the complete brochure from www.stovax.com.



Riva 55 with standard 3 sided frame in Midnight Black
and handle in situ. Shown in Kappa Fire Surround Tiles



PROFESSIONAL XQ CHIMNEY SYSTEMS

Stovax also offer a comprehensive range of stove & fireplace chimney systems, the Stovax Professional XQ collection. Crafted from 304L grade stainless steel for a durable outer finish, the fully sealed components offer water tight protection for the insulation within. With innovative decorative options, the ability to specify a colour for your system and with a host of technical advancements such as their Twist-Lock system, the Professional XQ range provides an attractive, versatile and reliable solution for your flue system. Furthermore, the Professional XQ range carries a 10 year conditional warranty offering complete peace of mind. For further information, please speak to your retailer or visit www.stovax.com/chimneysystems.





Riva F40 Freestanding in Midnight
Black on Riva 100 High Bench



Your Stovax stockist:

£2.00



STOVAX

Fire Your Imagination

Stovax Limited

Falcon Road, Sowton Industrial Estate,
Exeter, Devon, England EX2 7LF

Trade Sales Tel: 01392 474000

Export Sales Tel: 00 44 1392 261990

Other depts Tel: 01392 474011

Fax: 01392 219932

Email: info@stovax.com

www.stovax.com

A member of the Stovax Group

Stovax gratefully acknowledges the assistance of the following companies with photographic settings:

- Beach Bros - www.beachbros.co.uk • Debenhams - www.debenhams.com • Easyart - www.easyart.com • Eclectique - www.eclectique.co.uk • Fagins Antiques - www.faginsantiques.com
- Farmington Stone Fireplaces - www.farmington.co.uk • Furniture Village - www.furniturevillage.co.uk • Habitat - www.habitat.com • House of Fraser - www.houseoffraser.co.uk
- Laura Ashley - www.lauraashley.com • Next - www.next.co.uk • Orange Tree - www.theorangetree.co.uk • Original Style - www.originalstyle.com • Triton Galleries - www.tritongalleries.com